

Workbook

BACKPACK

Starter

Second Edition



Mario Herrera · Diane Pinkley

BACKPACK

Starter

Second Edition



PEARSON
Longman

Contents


1	Fun in Class	1
2	My Family	11
3	All About Me	21
4	My Clothes	31
5	At the Toy Store	41
6	People Around Town	51
7	Swinging and Sliding	61
8	Animal Friends	71
9	Food I Like	81
	My Dictionary	91

1

Fun in Class

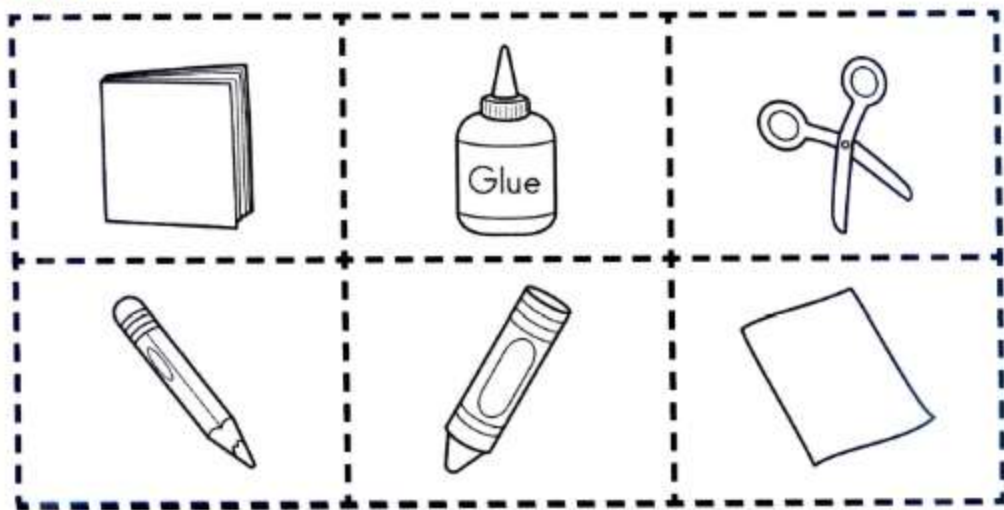
TRACK 2
1

Listen and color.



2


Color and cut. Sing and show.



Students color each picture red or yellow and cut out the pictures. As students sing the song, they hold up the yellow pictures for verse one and the red pictures for verse two.



Listen and color. Color the circles.





Count. Circle and say. Listen and check.

1



1 2 3

2



1 2 3

3



1 2 3

4



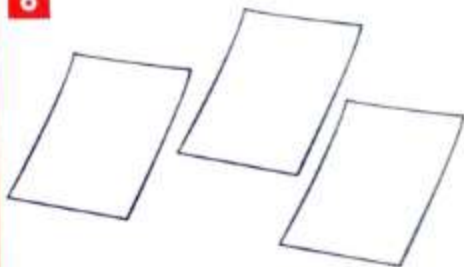
1 2 3

5




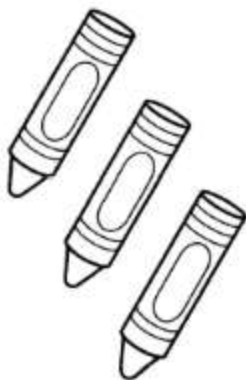
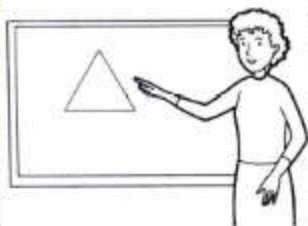

1 2 3

6




1 2 3

5 Color and cut. Glue on page 7. ✂






Glue. Listen and play Bingo.





7 Listen and chant. Draw a line.

A b
B c
C a




8 Trace. Write.

A a A a

B b B b

C c C c

9 Read *One, Two, Three.*
Draw a line. Say.




1

2

3

10 Do you like the story? Draw a face.



Review



Listen and circle.

1.



2.




3.



4.



5.


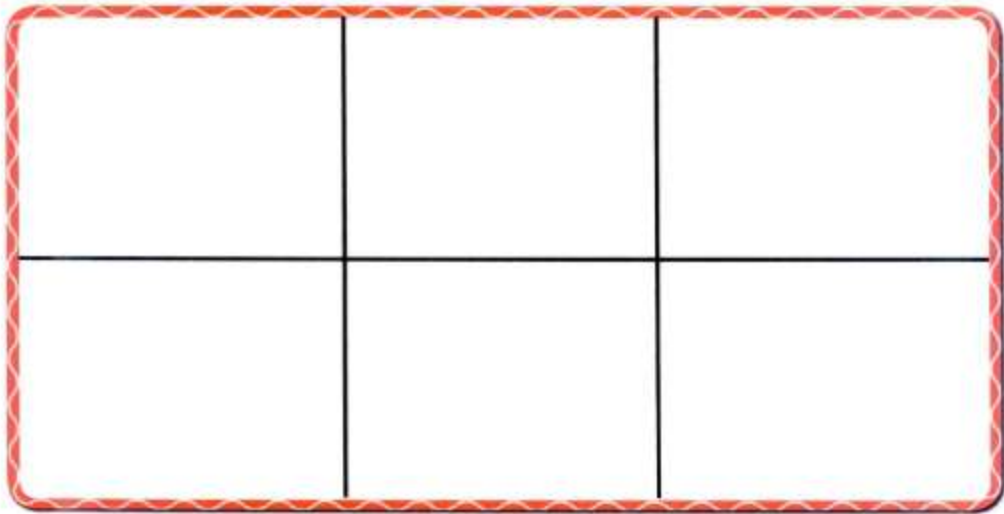


2

My Family




1 Listen and sing. Cut and glue. Say. ✂



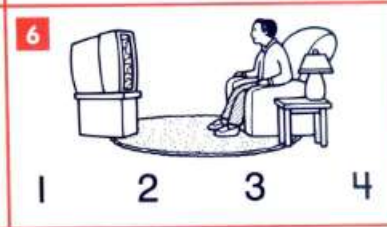

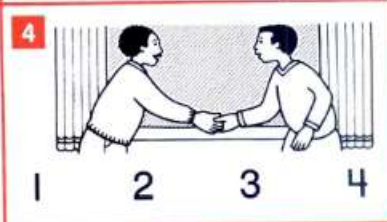
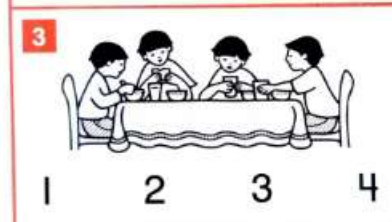
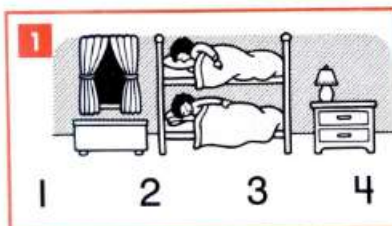
Students listen to and sing the song. They cut out the pictures of family members and glue them above. Then they name each person.

2 Draw a room in your house. Who do you see?





Count and circle. Listen and check.



4 Trace. Write.

1 2 3 4

5 Cut and say. Glue on page 17. ✂




6 Choose and glue. Say.





Students choose where to glue the cards they cut out from page 15. After they glue the cards, have them present their work. For example: *The father is in the living room.*



**7 Listen and chant.
Draw a line and color.**



8 Trace. Write.



9 Read *A Mouse Family*. What's missing?
Draw and say.



10 Do you like the story? Draw a face.



Review



Listen and circle.

1.



2.




3.



4.



5.




3

All About Me

TRACK 13
1

Cut. Listen and sing. Play. ✂

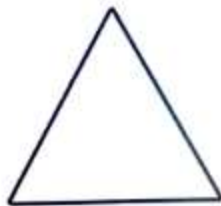



Students cut out the pictures of body parts. As they listen to and sing the song, they touch each card to their own body.


2 Trace and color. Point to the triangles.



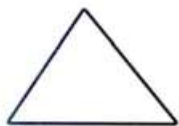
3 Listen and color.



4 Color and say.




5 Look at the robot. Count and circle.



3 4 5



3 4 5

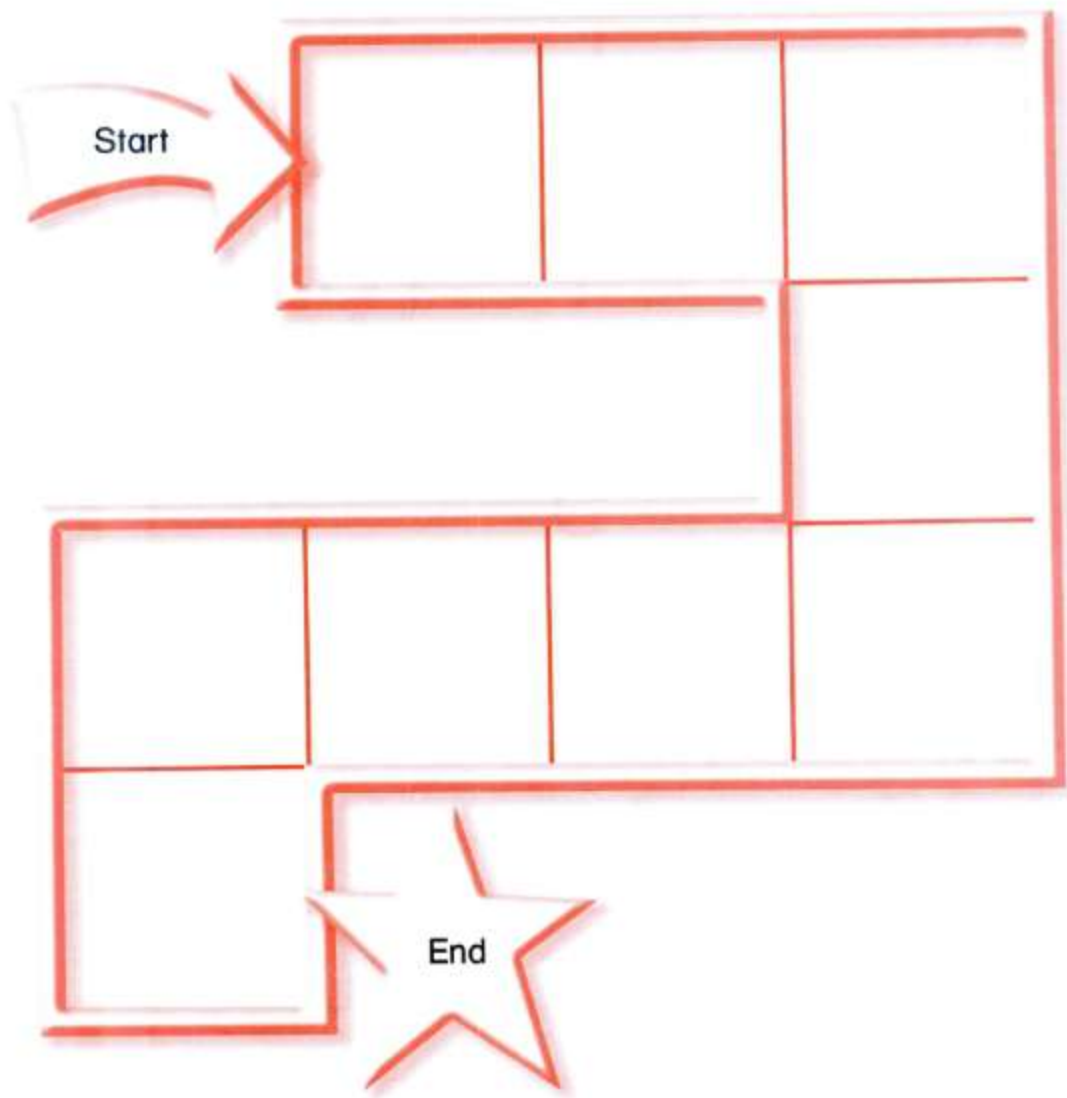


3 4 5

6 Cut and say. Glue on page 27. ✂



7 Glue. Play a game.



Before playing the game, students glue the cards they cut out from page 25 in any order onto the game board. In pairs or small groups, players move one space at a time. If they can name the picture they land on, they stay on that spot. If not, they go back one space.



Listen and chant. Draw a line.

G

h

H

i

I

g



Trace. Write.

Gg

G

g

Hh

H


h

Ii


I

i

- 10** Read *Hide and Seek*. Color.
Find and count. Say.



- 11** Do you like the story? Draw a face.



Review



Listen and circle.

1.



2.




3.



4.



5.






4

My Clothes


1

Cut. Listen and sing. Glue. ✂

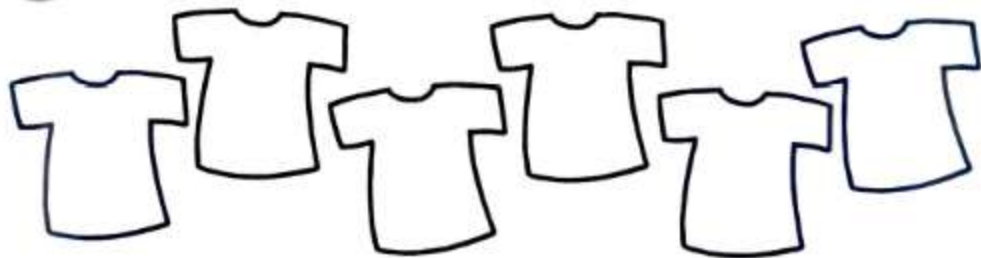


Students cut out the pictures. They listen to and sing the song and glue the appropriate colour next to each picture.

2 Trace. Color to match.




3 Listen and color.






Listen and color. Count and say.



5 Color purple, orange, and blue.
Cut and say. Glue on page 37. ✂




6 Sort and glue. Say.



Students sort the cutouts from page 35 by gluing them in the correct columns according to their color. Then they present their work. For example: *It's a jacket. It's blue.* or *It's a blue jacket.*




TRACK 20
7

Listen and chant.
Draw a line and color.



8

Trace. Write.



- 9** Read *My Shoes*.
Where are my shoes?
Draw. Point and say.



- 10** Do you like the story? Draw a face.



Review



Listen and circle.

1.



2.



3.



4.



5.




5

At the Toy Store

TRACK 22
1

Listen and sing. Cut and glue. ✂



Students listen to and sing the song. They cut out the pictures of the toys and glue them on the correct shelves above.



2 Listen and color.



3 Trace. Write.

5 6 7



Count and circle. Listen and check.



4 5 6 7



4 5 6 7

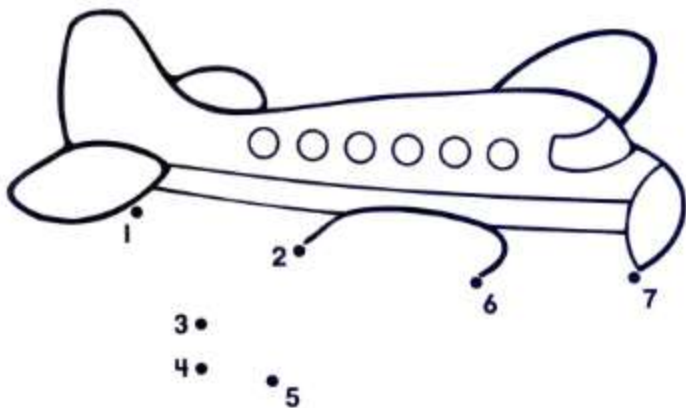



4 5 6 7



4 5 6 7

5 Connect the dots from 1 to 7. Color.



6 Cut and say. Choose three.
Glue on page 47. 




7 Glue three cutouts. Draw and say.







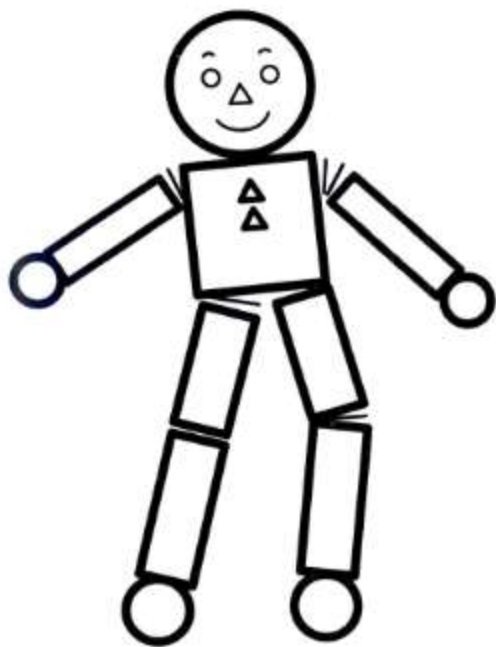
**Listen and chant.
Draw a line and color.**



9 Trace. Write.



10 Read *Let's Count*. Count. Write.



11 Do you like the story? Draw a face.



Review



Listen and circle.

1.



2.



3.



4.



5.




6

People Around Town


TRACK 27

1

Listen and sing. Color.



2

Color and cut. Glue and say. 

Students color and cut out the pictures. Then they glue the cutouts to the picture above and name each person.

3 Count and circle.



7

8

9



7

8

9



7

8

9



7

8

9

4 Trace. Write.

8






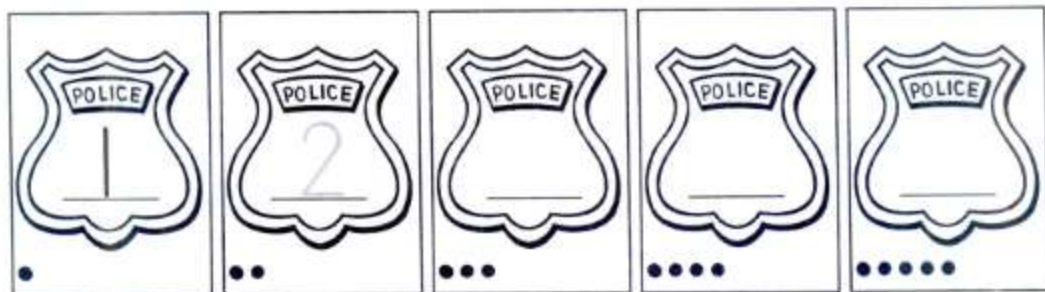
9








Listen and count. Trace and write.



Count and say. Draw what's missing.








Listen and point. Cut and say.
Match and glue on page 57. ✂



8 Match and glue.






Listen and chant. Draw a line.

P

r



Q

p

R

q

10

Trace. Write.

Pp

P

p

Qq

Q

q

Rr

R

r

11 Read *The Shopping Trip*.
Draw a line. Say.



12 Do you like the story? Draw a face.



Review



Listen and circle.

1.



2.



3.



4.



5.



7

Swinging and Sliding

TRACK 32

1 Listen and sing. Point.



2 Cut. Match and glue. ✂



Students cut out the action cards and glue them below the matching actions at the top of the page.




Listen and write.

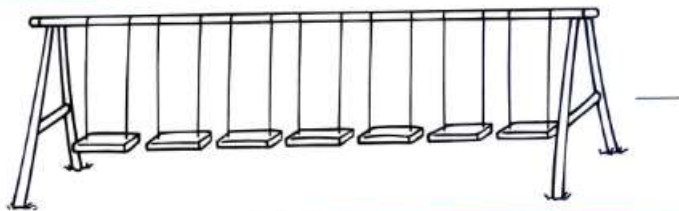


4 Count. Write and say.

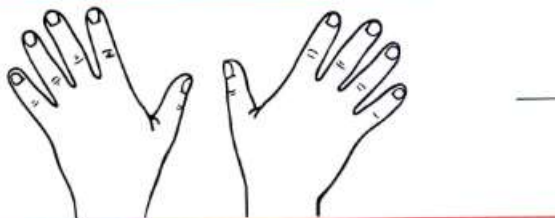
1.



2.



3.



5 Trace. Write.


10

10

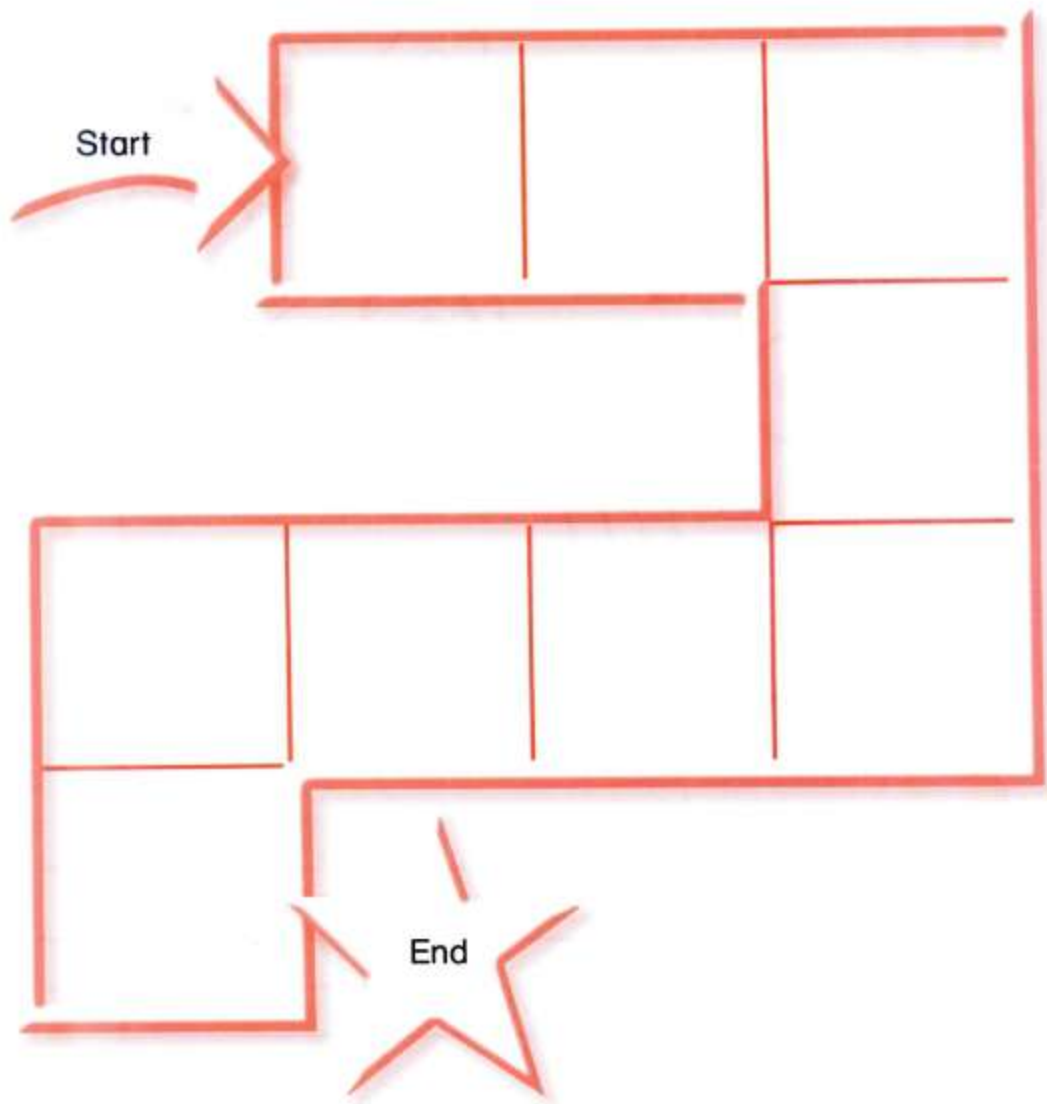
10

TRACK 34
6

Listen and point. Cut and say.
Glue on page 67. ✂




7 Glue. Play a game.




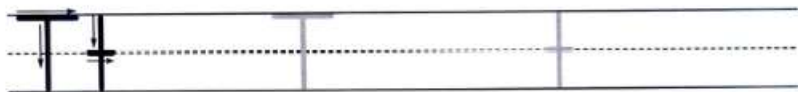

Students glue the cards they cut out from page 65. In pairs or small groups, players move one space at a time. If they can name the picture they land on, they stay on that spot. If not, they go back one space.



Listen and chant.
Draw a line and color.



Trace. Write.



10 Read *Having Fun!* Look and write.



11 Do you like the story? Draw a face.



Review



Listen and circle.

1.





2.



3.



4.



5.

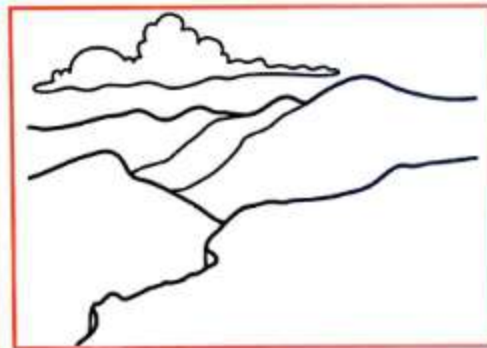





8

Animal Friends

TRACK 27
1


Listen and color. Cut and glue. ✂







Students listen to the song and color the pictures. They cut out the animals and glue them in the appropriate places above.




2 Help them out. Draw a path.
What do you see? Listen and check.




3 How many legs do you see? Write.



4 Cut and say. Use on page 77. ✂



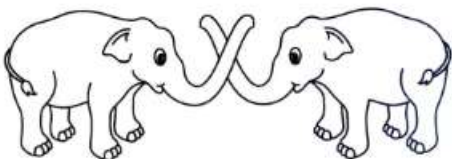
5 Play a game. Match the cards. Say the name.



Students play with a partner. Each student places the cards he or she cut out from page 75 face down on his or her own page. Partners take turns uncovering one card from each page to find a match. Then they name the cards they turn over.

6

Listen and chant. Draw a line.



V

W



W




X

X

V

7

Trace. Write.





Listen to *Henrietta Hippo*. Draw a line.

1. Henrietta Hippo is moving to the zoo.



2. Henrietta is sad.



3. A bird is flying.



4. The animals are singing.



9 Do you like the story? Draw a face.



Review



Listen and circle.

1.



2.



3.



4.



5.




9

Food I Like

1

Listen and sing. Cut and glue. ✂



Students listen to and sing the song. They cut out the pictures and glue each in the appropriate place above.

2 Count. Write the number and say.













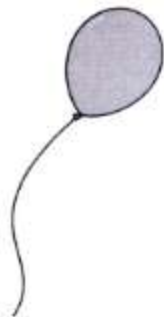
Listen and point. Ask and answer.

What do you want?

I want bananas.



4 Cut and say. Glue on page 87. ✂





Listen. Ask and answer. Glue.

I like...

I don't like...




I like...	I don't like...

Play the audio or read the audioscript as a model. Students hold up a cutout and ask their partners *Do you like (apples)?* The partners answer and glue the cutout into the correct column, based on whether or not they like the food. Then students switch roles. Continue until all the cutouts are glued on the chart.


6

Listen and chant.
Draw a line and color.




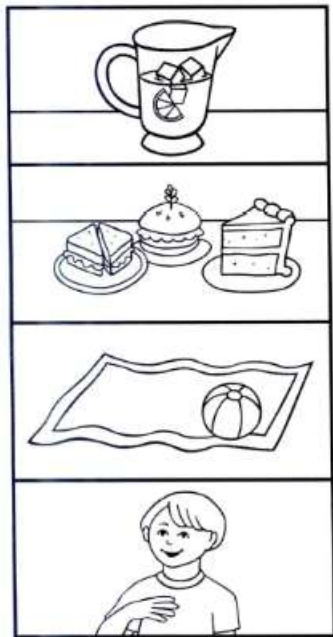
7

Trace. Write.





Listen to *In the Park*. Draw a line.



Do you like the story? Draw a face.



Review



Listen and circle.

1.



2.



3.



4.



5.






book



chair



circle



crayon



glue



one




paper



pencil



scissors



teacher

3

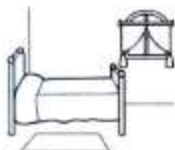
three

2

two



bathroom



bedroom



brother



father



four



grandfather



grandmother



kitchen



living room



mother



sister



square



arms



bend



ears



eyes



feet



hands



happy



legs



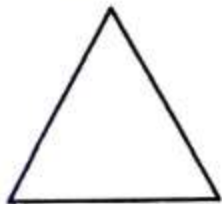
mouth



nose



sad



triangle



backpack



dress

5

five



hat



jacket



pants



rectangle



shirt



shoes



shorts



sweater



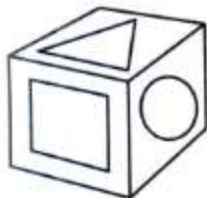
umbrella



airplane



ball



block



car



doll



game



robot

7

seven

6

six



teddy bear



train



truck



bus



dentist



doctor



eight



firefighter



fire truck

9

nine



nurse



police officer



shopkeeper



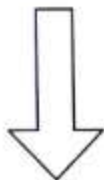
taxi



toothbrush



climb



down



jump



jungle gym



kick



run



sing



slide



swing

10

ten



throw



up



bear




bird




cat



dog



elephant



fish



giraffe



lion



monkey



seal



sleep



tiger



apple



balloons



banana



bounce



cake



cookie



ice cream



lemonade



orange



sandwich



sit



tree

BACKPACK

Starter

Second Edition

Reach into **Backpack, Second Edition** for a richly illustrated, seven-level communicative program that motivates primary learners and supports teachers. *Backpack* is packed with kid-friendly topics, catchy songs and chants, stickers, games, stories, hands-on projects, and TPR activities. Young learners will succeed with *Backpack*!

NEW Features

- All-NEW music engages students with a catchy, pop sound
- NEW values curriculum provides character education and strengthens the home-school connection
- NEW Picture Dictionary (Starter), Sound and Spelling Handbooks (Levels 1–3), and Grammar and Writing Handbooks (Levels 4–6) in the Student Books and Workbooks provide support and practice
- NEW Assessment Package offers teachers' tips, techniques, tests, and a test generator
- Content Readers with Teacher's Manuals (Levels 1–6) provide reading practice and content connections
- NEW Interactive Whiteboard Software engages students and helps sustain motivation

Components

- Student Book with Picture Dictionary
- Workbook with Workbook CD
- Interleaved Teacher's Edition
- Class Audio CD
- Assessment Package
- Large-format Picture Cards
- Large-format Posters
- Teacher's Resource Book
- Video (DVD) with Guide
- Companion Website



PEARSON
Longman



Backpack Companion Website
<http://www.pearsonlongman.com/backpack>