

BACKPACK

Starter

Second Edition



PEARSON
Longman

Mario Herrera · Diane Pinkley

BACKPACK

Starter

Second Edition



PEARSON
Longman

Contents

1	Fun in Class	2
2	My Family	14
3	All About Me	26
4	My Clothes	38
5	At the Toy Store	50
6	People Around Town	62
7	Swinging and Sliding	74
8	Animal Friends	86
9	Food I Like	98
	ABC Cards	111
	Cutouts	117
	Stickers	

Backpack Song

It's time to open **Backpack**
and see what we can see.
We'll have lots of adventures.
Explore **Backpack** with me!

Backpack is full of fun things
we use each day in school.
Stories, puzzles, songs, and games—
Backpack is really cool!

It's time to open **Backpack**
and see what we can see.
We'll have lots of adventures.
Explore **Backpack** with me!

Backpack is full of fun and facts,
projects and pictures, too.
We're learning English, we're never bored.
There are great new things to do!

It's time to open **Backpack**
and see what we can see.
We'll have lots of adventures.
Explore **Backpack** with me!



1

Fun in Class

TRACK A3

1

Listen and sing.

Colors! Colors!
See the colors!
Yellow! Yellow!
Show me yellow.

Red! Red!
Show me red.
Red! Red!
Show me red.



TRACK A4

2

Listen and point.

1



2




3



4





Is it yellow?

5

6



7



8




3 Trace and color. Say.

Circle!




4 Listen and point. Color and say.

Blue circle,
green circle . . .



5 Count and trace. Say.



6 Count and draw a line.




1
2
3


7 Cut page 117.
Glue and say.



It's a blue
crayon.



- 8 Draw 1 blue thing, 1 green thing, or 1 yellow thing found in your classroom. Say.



- 9 Count and circle. Say the number.



1 2 3



1 2 3



1 2 3



Listen and say. Chant.



Listen and say. Which word doesn't have the sound? Circle the number.

1. 1 2 3
2. 1 2 3
3. 1 2 3



Listen to the word parts. Say the word. Point.





One, Two, Three


by Yoko Mia Hirano



One teacher. One child.



1



2

One table. Two chairs.




Two chairs. Three children.

3

One, Two, Three

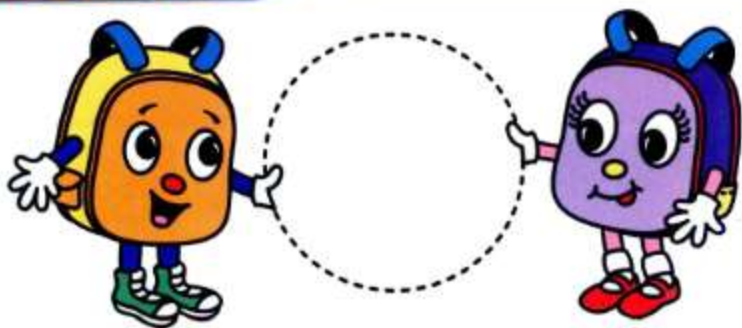

Cut and play. 



Know It? Show It!

Look and say.

Review



Performance assessment

See Assessment Package pp. 1-2, 3, 14-15.

Unit 1

13

2

My Family

TRACK 172

1

Listen and sing.

Hello, hello!
Hello, family.

Hello, hello!
Hello, family.

Hello, hello!
Hello, family.

Hello, hello!
Hello, family.



TRACK 173

2

Listen and point.

1




2



3





4



5



6






Listen and point. Say. Color.



4 Trace and color. Say.



5 Count. Trace and write. Say.



6

**Cut page 117.
Look and listen.
Glue and say.**

The mother is in
the living room.



7 Draw your family. Say the names.



8 Trace and say. Connect the dots in order.

1 2 3 4

1 ●

4 ●

● 2

● 3



Listen and say. Chant.



Listen and say. Which word doesn't have the sound? Circle the number.

1. 1 2 3

2. 1 2 3

3. 1 2 3



Listen to the word parts. Say the word. Point.






But we have lots of fun!

A Mouse Family


by Yoko Mia Hirano



I have 4 brothers.



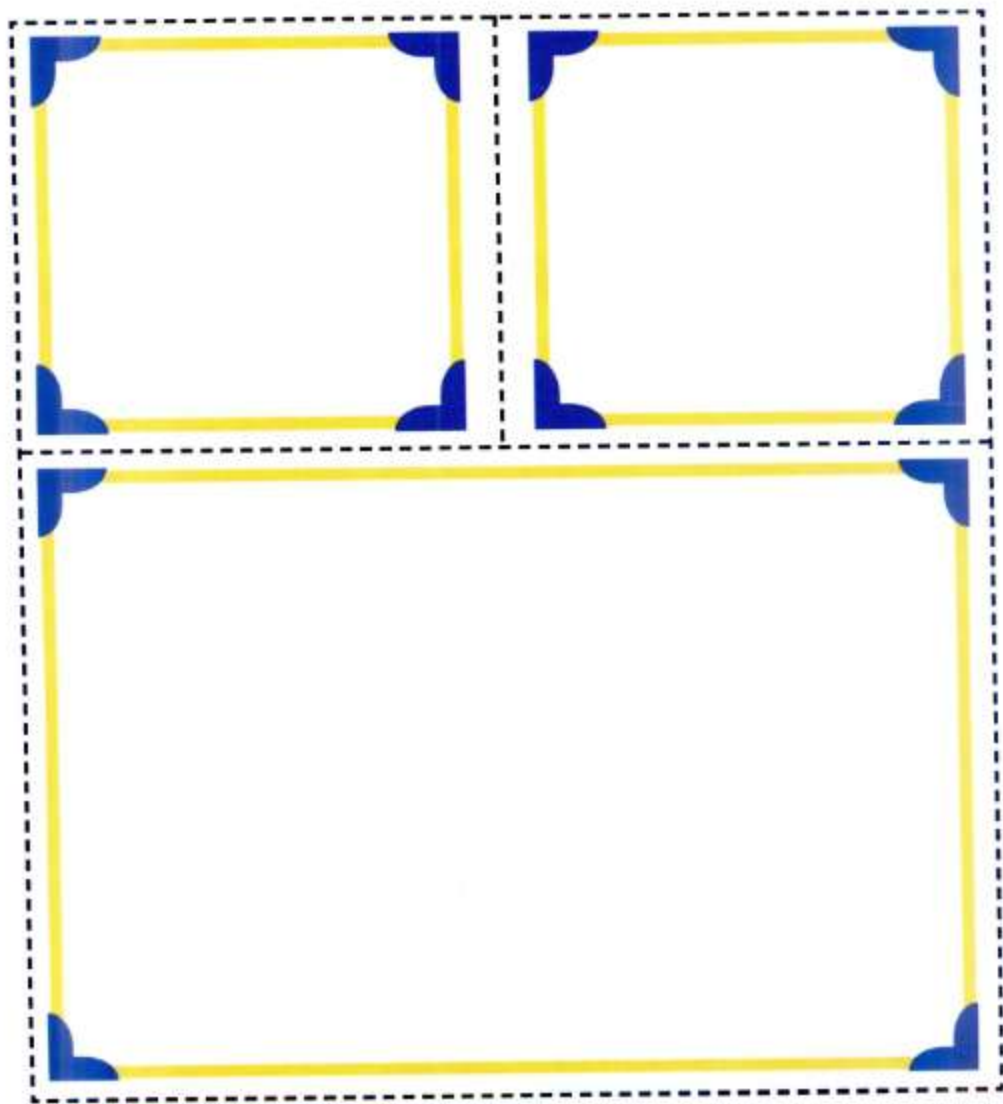
We have 4 rooms.



We have 4 beds in the bedroom.

My Family Album

Cut and draw. 



Know It? Show It!

Spin the . Say.


Review



Now I Can! 



Performance assessment

See Assessment Package pp. 1-2, 6, 14-15.

Unit 2

25

3

All About Me

1

Listen and sing.

Clap your hands
and stomp your feet!

Wiggle your nose
and touch your toes!

Bend your knees
and now smile, please!

Clap your hands
and stomp your feet!

Point to
your ears!

2

Listen and point.

1



2




3



4





3 Trace and color. Say.

Triangle!



4 Color and say.




5 Count and trace.



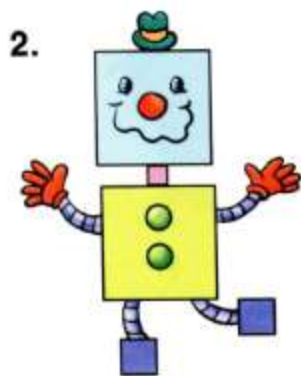
5

6


Count the shapes and circle. Listen and check.



3 4 5



3 4 5



3 4 5


7 Cut page 119. Glue and say.

Look at
my clown.





8 Look and listen.



9 Draw and circle. Say.



I'm happy.

I'm sad.



Listen and say. Chant.




Listen and say. Which word doesn't have the sound? Circle the number.

1. | 2. | 3.
1. | 2. | 3.
1. | 2. | 3.



Listen to the word parts. Say the word. Point.






I see you!
I love hide
and seek.

Copyright © by Pearson Education, Inc. All rights reserved.

Hide and Seek

by Henry Gibson

Where are you?
Oh, look!
I see hands.

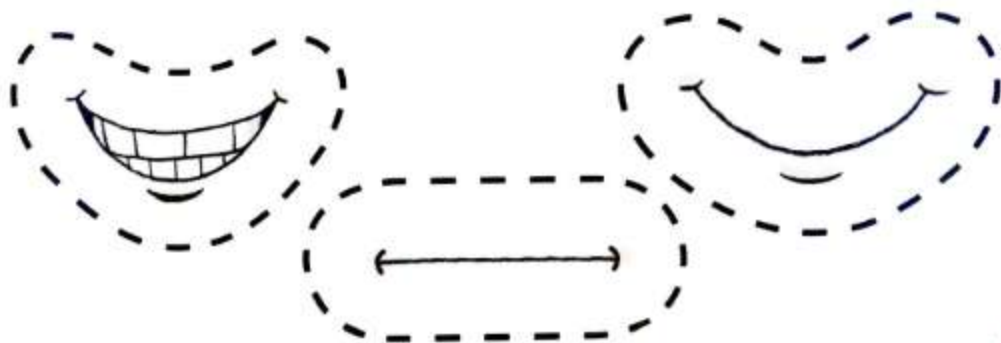





Oh, look!
I see feet.

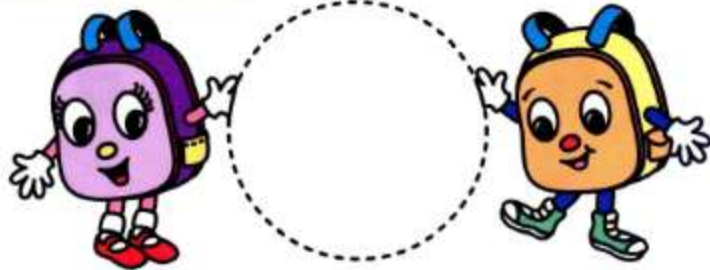
Make a Mask

Cut and stick. 



Know It? Show It!

Look and say.



Performance assessment
See Assessment Package pp. 1-2, 7, 14-17.

4

My Clothes

1

Listen and sing.

It's cold.
It's cold.
Brrr!
Put on the jacket!

It's hot.
It's hot.
Pheew!
Take off the sweater!

It's rainy.
It's rainy.
Open the umbrella!



2

Listen and point.

1



2



3



4





What are you wearing?



5



6



7




8



3 Trace and color. Say.

Rectangle!



4 Color. Look and circle.

1.



2.





Count. Write the number. Listen and check.
Say.

1.



2.



3.



4.



6 Cut page 119.
Glue and say.



It's hot. He's wearing shorts.



It's cold.



It's hot.



It's rainy.

7 Draw your favorite clothes. Say.



8 Look and draw a line. Say

1.



2.



3.





Listen and say. Chant.




Listen and say. Which word doesn't have the sound? Circle the number.

1. | 2 3
2. | 2 3
3. | 2 3



Listen to the word parts. Say the word. Point.






Where are my shoes?
Do you see them?

Copyright © by Pearson Education, Inc. All rights reserved.


My Shoes

by Barbara Tomlin

Where are
my shoes?
Are they here?



Where are my shoes? Are they here?



Where are
my shoes?
Are they here?

TOYS

My Backpack

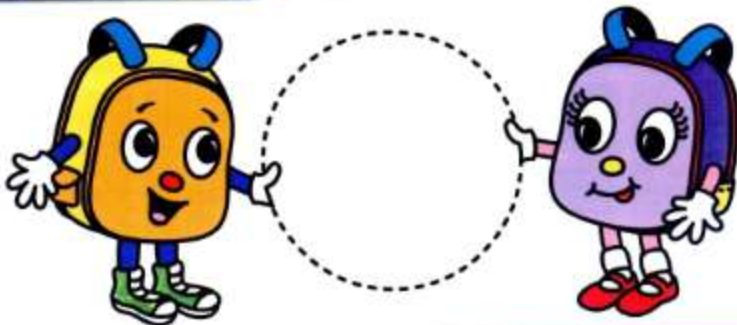
Make a backpack. ✂



Know It? Show It!

Play Bingo.

Review



Performance assessment

See Assessment Package pp. 1-2, 8, 14-15

Unit 4

49

5

At the Toy Store



1 Listen and sing.

What do you see at the toy store?

I see a truck. I see a truck.

What do you see at the toy store?

I see a truck for me.

What do you see at the toy store?

I see a doll. I see a doll.

What do you see at the toy store?

I see a doll for me.

What do you see at the toy store?

I see a game. I see a game.

What do you see at the toy store?

I see a game for me.



2 Listen and point.

1



2



3



4



What do you see?



5



6



7



8



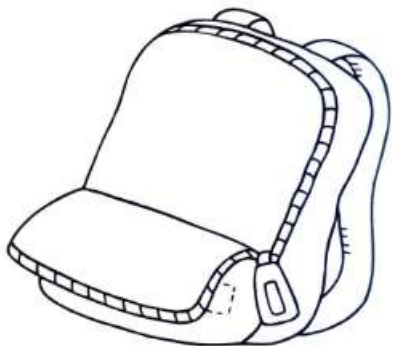
3 Count and trace. Choose 6 or 7. Draw and say.



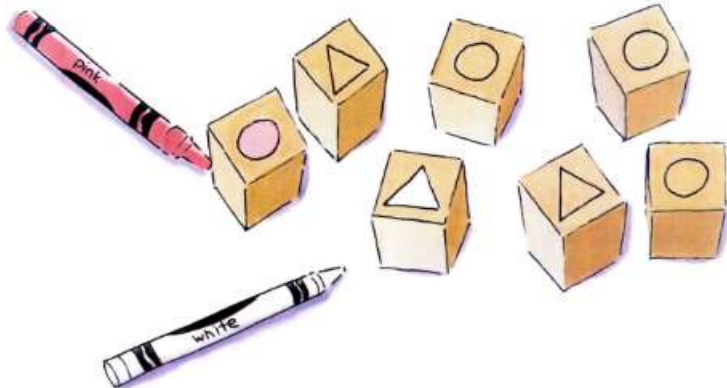
6



7



4 Look and color. Say.



Count and draw a line. Listen and check.




1.



4

2.




5

3.



6

4.



7



Look and listen. Say.



Here.




You're
welcome.



7 Cut page 121. Glue and say.

8 Draw and say.



What toys do you like?



9 Listen and check. Say.

1.



2.



3.



4.



5.





Listen and say. Chant.



Listen and say. Which word doesn't have the sound? Circle the number.

1. | 2. | 3.
1. | 2. | 3.
1. | 2. | 3.



Listen to the word parts. Say the word. Point.





Copyright © by Pearson Education, Inc. All rights reserved.

I count seven rectangles.
What do you see?

Let's Count!

by Yoko Mia Hirano



I count two circles.
I see a teddy bear.





2

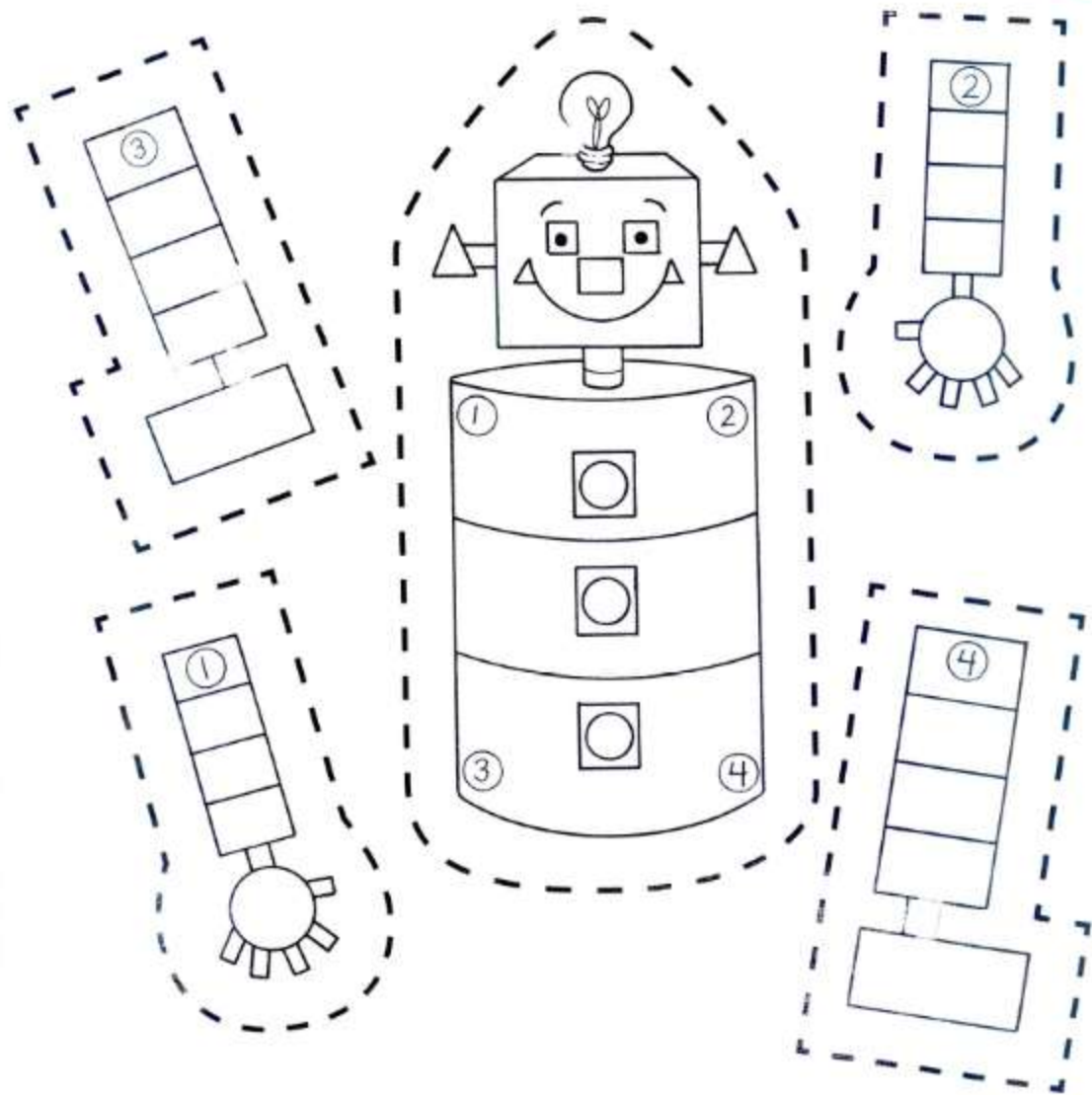
I count four squares.
I see a doll house.



I count six triangles.
I see an airplane.

My Robot

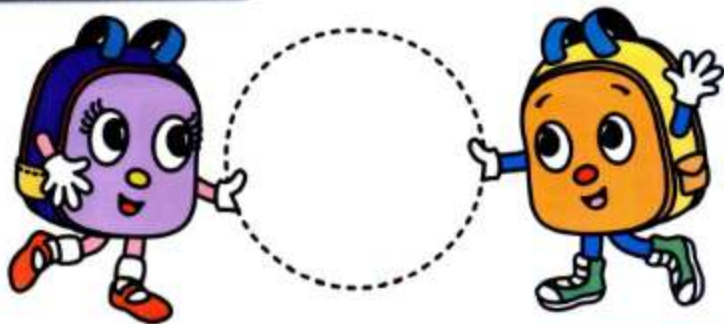
Make a toy robot. ✂



Know It? Show It!

Look and say.

Review



Performance assessment

See Assessment Package pp. 1-2, 9, 14-15.

Unit 5

61

6

People Around Town

TRACK BY
1

Listen and sing.



Round and round and round
the town we go.

I'm a bus driver.
I drive a bus.
Take a ride.
Come with us.

I'm a bus driver.
Here we go.
Do you see anyone you know?

Round and round and round
the town we go.
Round and round and round
the town we go.

TRACK BY
2

Listen and point.





She's a dentist.



3 Count and trace.









8 8 9 9

4 Count and draw lines. Say.



7
8
9



5	□ =	
6	□ =	
7	□ =	
8	□ =	
9	□ =	

6 Cut page 121.
Glue and say.



She's a nurse.



7 Draw a helper. Say.



8 Color and check. Say.

She's a
firefighter.



Helpers: verb *be*

Listen and say. Chant.



Listen and say. Which word doesn't have the sound? Circle the number.

1. 1 2 3

2. 1 2 3


3. 1 2 3

Listen to the word parts. Say the word. Point.



The Shopping Trip

by Margarida Caceres



"Who is he?" I asked my mom.
"He's a police officer," she said.



TRACK 820

1



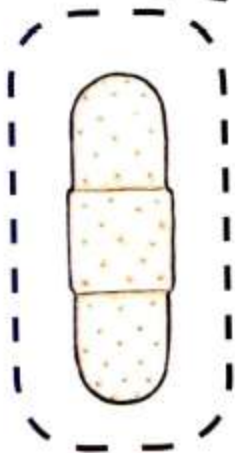
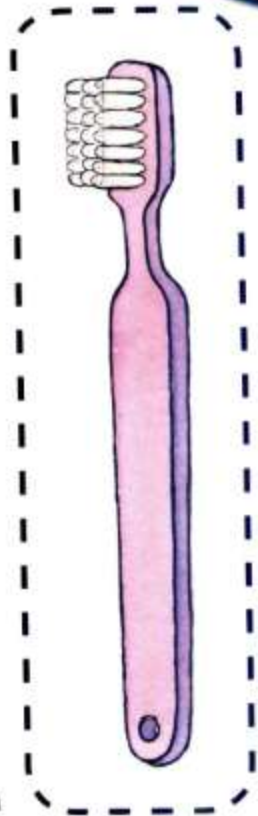
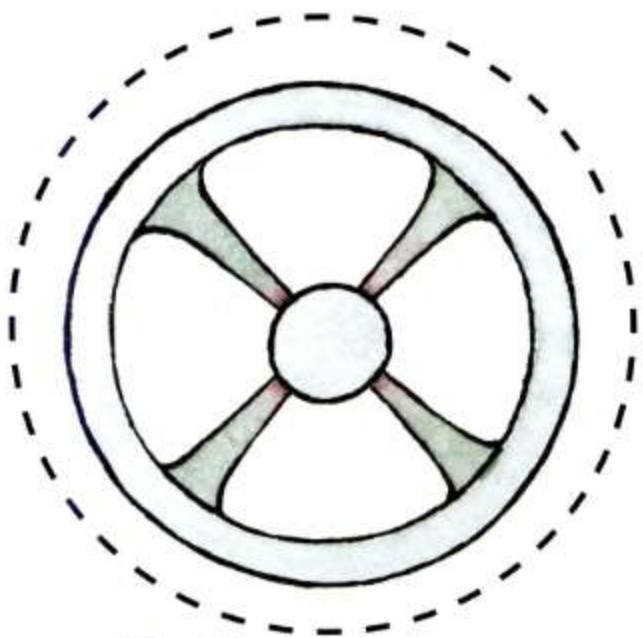
2 “Who is she?” I asked my mom.
“She’s a bus driver,” she said.



"Who is he?" I asked my mom.
"He's a shopkeeper," she said.

Role Play


Cut out and role play! ✂



Content connection: art

Know It? Show It!

Spin and say.



Performance assessment

See Assessment Package pp. 1-2, 10, 14-15, 18-19.

Unit 6

73

7

Swinging and Sliding

TRACK 871

1 Listen and sing.

She's swinging.
 She's swinging,
 swinging in
 the playground.
 He's jumping.
 He's jumping,
 jumping in the
 playground now!

I'm singing.
 I'm singing,
 singing in
 the playground.
 We're playing.
 We're playing,
 playing in the
 playground now!



TRACK 872

2 Listen and point.

1



2




3



4





5



6



7






Listen and point. Say.



4 Count and trace. Say.



5 Color and count. Say.

There are
7 triangles!



6 Cut page 123.
Glue and say.



7 What are you doing in the playground? Draw and say.



TRACK 8

8 Listen and check. Say.





Listen and say. Chant.




Listen and say. Which word doesn't have the sound? Circle the number.

1. | 2 3
2. | 2 3
3. | 2 3



Listen to the word parts. Say the word. Point.






I'm running home! I'm dirty!

Having Fun!

by Tony Purcell

I'm climbing up
the jungle gym.






I'm sliding down
the slide.



Oops! I'm falling
in the puddle.

Play Hopscotch!

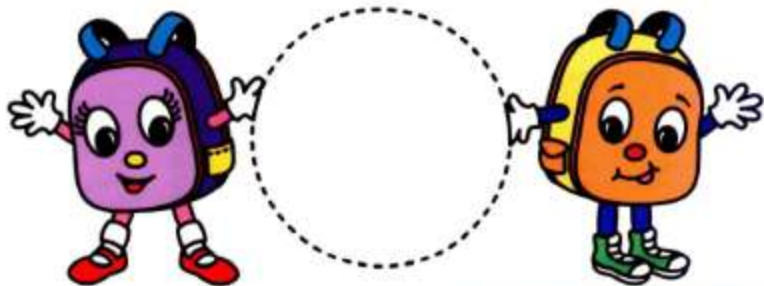

Trace. Make a hopscotch game!



Know It? Show It!

Look and say.

Review



Performance assessment

See Assessment Package pp. 1-2, 11, 14-15.


Unit 7

85

8

Animal Friends

1 Listen and sing.




Bears are climbing.
Seals are swimming,
at the zoo, at the zoo.

Birds are flying.
Lions are sleeping,
at the zoo, at the zoo.

2 Listen and point.







The elephant
is drinking
water.



Draw lines. Listen and point. Say.



big



little

↓ Count. Write the number.



5 Cut page 123.
Glue and say.



6 Draw your favorite animal. What is it?



7 Trace and say.



It's big.



It's little.



Listen and say. Chant.



Listen and say. Which word doesn't have the sound? Circle the number.

1. | 2. | 3.
1. | 2. | 3.
1. | 2. | 3.



Listen to the word parts. Say the word. Point.





Ready?

Hello, Henrietta, hello.
Welcome to our zoo.
We're happy to see you!

Henrietta Hippo

by Mario Herrera



Henrietta Hippo has a new home.
She's moving to the City Zoo.



TRACK B39

1



Henrietta is a little sad and scared.
Are the animals friendly?


2



Henrietta looks up in the air.
Peter the parrot is flying and talking.

The Zoo

Make a puzzle! ✂



Content connection: art

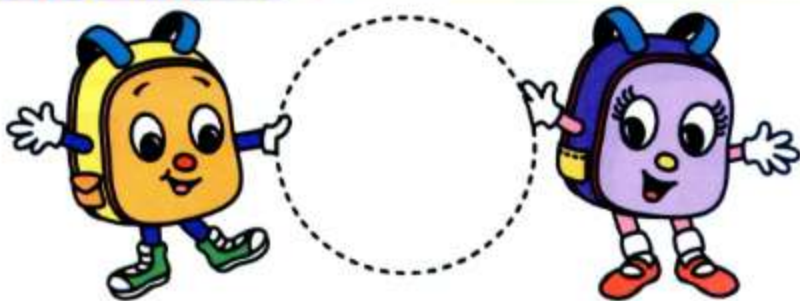

Unit 8

95

Know It? Show It!

Look and say.

Review



Performance assessment

See Assessment Package pp. 1-2, 12, 14-15.

Unit 8

97

9

Food I Like

1

Listen and sing.

Let's have a picnic.
 Let's sit in the shade.
 Do you want a sandwich?
 I want lemonade!
 Picnic . . . in the park!



2

Listen and point.

1



2




3



4





5



6



7





8




Picnic items

3 Count and write. Say.



4 Look and color. Say the color.



5 Look and listen. Say.



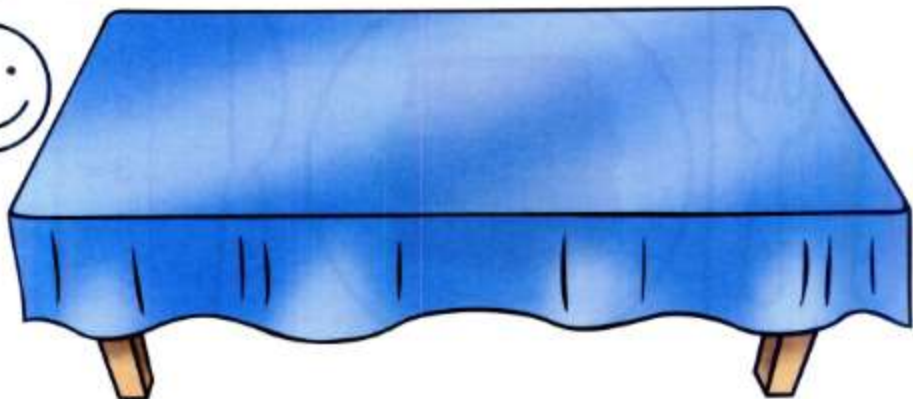


**Cut page 125.
Glue and say.**



I like ice cream.


I like ____.



I don't like ____.



7 What do you want? Draw and say.



8 Count and draw a line. Say the number.



7

4

6



Listen and say. Chant.



Listen and say. Which word doesn't have the sound? Circle the number.

1. | 2 | 3

2. | 2 | 3



Listen to the word parts. Say the word. Point.



At lunch my friends join me.
We have a picnic under a tree.



In the Park

by Derek Dutton

Kyung has lemonade.
She's sitting in the shade.



Rodrigo has sandwiches and cake.
He's standing by the lake.




Pam has a blanket and ball.
She's bouncing the ball on the wall.



Food Match

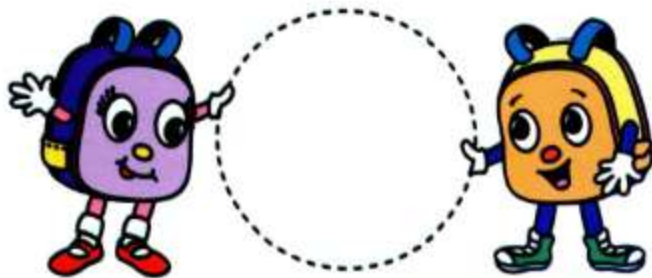
Cut and play. 



Know It? Show It!

Look and say.

Review




Performance assessment

See Assessment Package pp. 1-2, 13-15, 20-21.

Unit 9

109





J



j K



k L l



M



m N



n o



P



p Q



q R r





S

s T



t U



u



V

v W



w X



x



y

y Z

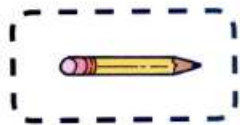
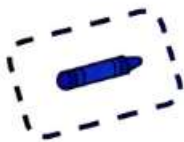


z





Unit 1



Unit 2





Unit 3



Unit 4





Unit 6





Unit 7

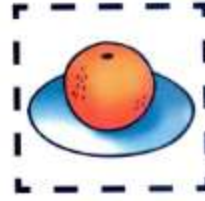



Unit 8





Unit
9



Now I Can! Stickers



BACKPACK

Starter

Second Edition

Reach into **Backpack, Second Edition** for a richly illustrated, seven-level communicative program that motivates primary learners and supports teachers. *Backpack* is packed with kid-friendly topics, catchy songs and chants, stickers, games, stories, hands-on projects, and TPR activities. Young learners will succeed with *Backpack*!

NEW Features

- All-NEW music engages students with a catchy, pop sound
- NEW values curriculum provides character education and strengthens the home-school connection
- NEW Picture Dictionary (Starter), Sound and Spelling Handbooks (Levels 1–3), and Grammar and Writing Handbooks (Levels 4–6) in the Student Books and Workbooks provide support and practice
- NEW Assessment Package offers teachers' tips, techniques, tests, and a test generator
- Content Readers with Teacher's Manuals (Levels 1–6) provide reading practice and content connections
- NEW Interactive Whiteboard Software engages students and helps sustain motivation

Components

- Student Book with Picture Dictionary
- Workbook with Workbook CD
- Interleaved Teacher's Edition
- Class Audio CD
- Assessment Package
- Large-format Picture Cards
- Large-format Posters
- Teacher's Resource Book
- Video (DVD) with Guide
- Companion Website



PEARSON
Longman



Backpack Companion Website
<http://www.pearsonlongman.com/backpack>